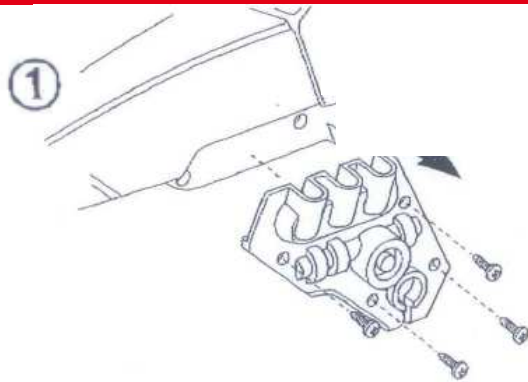
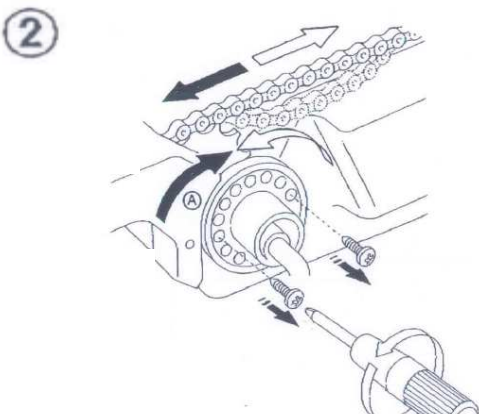


Retightening of the Chain

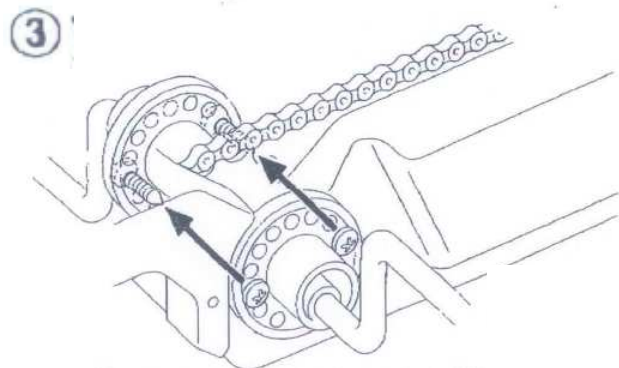
**FEEL
BIG!**



- 1) Remove the cover (motor dummy) on both sides so that the drive chain and the discs are visible and accessible. On closer inspection you discover the excentric position of the axles in the disc.



- 2) Dismantle both screws of the disc and turn it towards the seat till the drive chain has enough tension again.



- 3) Please regard that the discs must show the same position on both sides of the tractor

Please screw again the cover respectively the motor dummy on both sides.